



Screwdriving Technology

Automation

Air Motors

Air Tools



Air Polishers

- effective
- high power output - low weight
- ergonomic
- long lifespan

Our polishers are designed to perform best on heavy duty, industrial applications. The robust construction of our tools assures an extended longevity - even when used in 24/7 operations.

Whether a tool is needed for a fine-precision polishing or for the heavy-duty de-rusting of metal, for the removal of paint layers, or even the coarse grinding of cast-iron or wood using fiber disks, the economic, effective, and ergonomic operation of our polishers guarantee a long lifespan.



PAE 020-120BX



PLU 50B-45ZK



PLU 115A-80Z



PLU 180D-80X



PLUE 125-150



PLP 180A-40X



Pneumatic Polishers for Industrial Applications - Even When Used in 24/7 Operations

Effective

The operating speed of our polishers is coordinated to optimize its operation. Because of the regulated no-load speed, we achieve a particularly low air consumption, which in turn reduces wear and tear. Our DEPRAG INDUSTRIAL polishers work efficiently.

High Power - Low Weight

Our polishers feature an unsurpassed compact design while simultaneously achieving an outstanding performance.

Ergonomic

The balanced, low-vibration polishers are easy to operate and they emit an exceptionally low noise level. The ergonomic grip allows a fatigue-free operation even when used over a long time period.

Long Lifespan

Our polishers are designed to perform best on heavy duty, industrial applications. The robust construction of our tools assures an extended longevity - even when used in 24/7 operations.

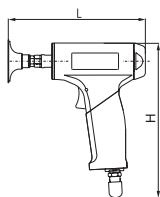
Power at Turbine Polisher

Our turbine polisher offers a high power-to-weight ratio, which translates into maximum material removal using only a minimum of effort.



SPECIFICATIONS - POLISHERS - WITH PISTOL-GRIP

Polishers with Pistol-Grip and Speed Regulator



PLU 50A-55ZK
PLU 50B-45ZK
PLU 50C-40ZK
PLU 75A-70ZK

Polisher	Model Part-No.	PLU 50A-55ZK 6060670A	PLU 50B-45ZK 6060671A *)	PLU 50C-40ZK 830499A	PLU 75A-70ZK 830499A
Push Button					
Speed (no load)	min ⁻¹ (rpm)	21 000	17 800	15 000	17 800
Max. power output	kW (hp)	0,45 (.60)	0,45 (.60)	0,45 (.60)	0,45 (.60)
Air consumption (no load)	m ³ /min (cfm)	0,45 (15.9)	0,45 (15.9)	0,45 (15.9)	0,45 (15.9)
Air consumption (load)	m ³ /min (cfm)	0,65 (20.9)	0,65 (20.9)	0,65 (20.9)	0,65 (20.9)
I.D. of air inlet hose	mm (in)	10 (3/8")	10 (3/8")	10 (3/8")	10 (3/8")
Max. Ø of support disc	mm (in)	50 (2")	50 (2")	50 (2")	75 (3")
Max. Ø of grinding tip	mm (in)	35 (1-3/8")	35 (1-3/8")	35 (1-3/8")	-
Max. Ø of grinding insert	mm (in)	9,5 (5/16")	-	-	-
Max. allowable speed of support disc	m/s (ft/s)	55 (180.4)	45 (147.6)	40 (131.2)	70 (229.6)
Max. allowable speed of grinding insert	m/s (ft/s)	45 (147.6)	-	-	-
Spindle thread	mm (in)	M12x1	M12x1	M12x1	M12x1
Weight	kg (lbs)	0,8 (1.65)	0,8 (1.65)	0,8 (1.65)	0,8 (1.65)
Dimensions LxH	mm (in)	160x178 (6x7)	208x178 (8x7)	158x178 (6x7)	160x178 (6x7)
Air connection		G 1/4"	G 1/4"	G 1/4"	G 1/4"

Specifications at 90 psi (6,3 bar)

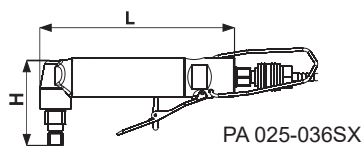
*) with spindle extension W 1/4" for polishing in heavily open place

Standard Equipment:	Part Number			
Collet Ø 6 mm	827910	-	-	827910
Collet Ø 8 mm	-	830704	-	-
Collet Ø 1/4"	-	-	830653	-
Wrench 12 mm	800403	800403	800403	800403
Wrench 14 mm	800410	800410	-	800410
Wrench 6/9 mm	-	-	830649	-
Spindle extension	-	6013096	-	-
Connector R 1/4" 25 KA	830689	830689	830689	830689

Optional Accessories:	Part Number			
Collet 42 mm	830701	830701	830701	830701
Collet Ø 3 mm	-	-	830650	-
Collet Ø 4mm	-	-	830702	-
Collet Ø 5 mm	-	-	830703	-
Collet Ø 6 mm	-	827910	830648	-
Collet Ø 8 mm	830704	-	-	830704
Collet Ø 9 mm	6014291	6014291	-	6014291
Collet Ø 1/8"	-	-	830651	-
Collet Ø 3/16"	6014287	6014287	830652	6014287
Collet Ø 1/4"	830705	830705	-	830705
Collet Ø 5/16"	830706	830706	-	830706
Spindle	-	-	830709	-

SPECIFICATIONS - ANGLE POLISHERS


Polishers - with Angle Head 90° and with Gear For Optimal Work-Speeds and the Best Polishing



Polisher	Model	PA 025-035SX	PA 025-021SX	PA 025-011SX	PA 030-032BX
Lever Valve	Part-No.	3149172B	3149172C	3149172D	300146A
Rubber backing pad-Ø	mm (in)	120 (4,72)	120 (4,72)	120 (4,72)	120 (4,72)
Speed (no load)	min ⁻¹ (rpm)	3 600	2 100	1 100	3 200
Max. power output	kW (hp)	0,25 (.34)	0,25 (.34)	0,25 (.34)	0,30 (.40)
Air consumption	m ³ /min (cfm)	0,35 (12.4)	0,35 (12.4)	0,35 (12.4)	0,41 (14.48)
Weight	kg (lbs)	0,9 (1.98)	0,9 (1.98)	1,0 (2.2)	0,8 (1.76)
Spindle thread		M14	M14	M14	M14
I.D. of air inlet hose	mm (in)	6 (15/64")	6 (15/64")	6 (15/64")	6 (15/64")
Dimensions LxH	mm (in)	189x67 (7.4x2.6)	189x67 (7.4x2.6)	205x67 (8.1x2.6)	258x51 (10.2x2.0)
Air connection		G 1/4"a	G 1/4"a	G 1/4"a	G 1/4"a

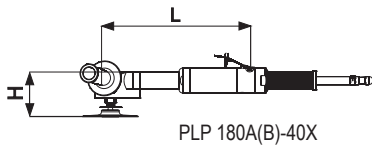
Specifications at 90 psi (6,3 bar).

Standard Equipment:	Part Number			
Quick connect coupler	804251	804251	804251	804251
Plug	323214	323214	323214	323214
Wrench 14 mm	800410	800410	800410	-
Wrench 15 mm	-	-	-	800409

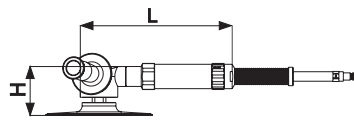
Optional Accessories:	Part Number
Rubber backing pad (with flange nut 805187), Ø 120 mm	6075042
	
Wrench	805080
Pressure hose (2m), exhaust hose (0,75 m)	313179A

SPECIFICATIONS - ANGLE POLISERS

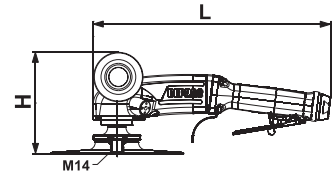
Angle Polishers - with Speed Regulator



PLP 180A(B)-40X



PA 070-060BYI



PAT 260-085BX

Polisher Design:

- with extension spindle (design A)
- without extension spindle (design B)

- Double Insulated Housing

- Turbine Polisher - turbine motor does not require airline lubrication

					Turbine Polisher *)	
Polisher	Model	PLP 180A-40X	PLP 180B-40X	-	PAT 260-085BX	
Safety Lever	Part-No.	6060663A	826716A	-	310687G	
Polisher	Model	-	-	PA 070-060BYI	-	
Twist Valver	Part-No.	-	-	6061047A	-	
Speed (no load)	min ⁻¹ (rpm)	4 000	4 000	6 000	8 500	
Max. power output	kW (hp)	0,70 (.94)	0,70 (.94)	0,70 (.94)	2,6 (3.49)	
Air consumption (no load)	m ³ /min (cfm)	0,45 (15.9)	0,45 (15.9)	0,60 (15.9)	0,63 (22.23)	
Air consumption (load)	m ³ /min (cfm)	0,85 (30.0)	0,85 (30.0)	0,75 (26.48)	2,25 (79.4)	
I.D. of air inlet hose	mm (in)	10 (3/8")	10 (3/8")	10 (3/8")	13 (1/2")	
Max. Ø of vulcan fiber disc	mm (in)	180 (7")	180 (7")	180 (7")	180 (7")	
Max. Ø of support disc	mm (in)	-	-	-	180 (7")	
Max. allowable speed	m/s (ft/s)	40	40	80	80	
Weight	kg (lbs)	2,4 (5.28)	2,2 (4.8)	2,0 (4.4)	2,2 (4.85)	
Length of supply/exhaust hose	m	2/1	2/1	2/1	-	
Dimensions LxH	mm (in)	330x78 (13.0x3.1)	238x78 (9.4x3.1)	330x78 (13.0x3.1)	313x134 31.3x13.4	
Spindle thread		M14	M14	M14	M14	
Air connection		Nipple	Nipple	Nipple	G 1/2"	

Specifications at 90 psi (6,3 bar).

*) Turbine Polisher - Advantages:

- Oil-free and maintenance-free operation; exchange of vane is not needed. Turbine motor does not require airline lubrication.
- High material removal rate reduces operational duration at increased productivity
- Optimal power to weight ration, low air consumption
- Perfect handling by means of an anti-vibration side handle and ergonomic shape, change-over to left-hander operation possible.
- High operating safety - machine automatically shuts-off at overload, safety lever, integrated contact-protection that avoids an inadvertent contact of the grinding disk by the operator and eliminates any subsequent injury



Standard Equipment:	Part Number			
Wrench	828832	828832	828832	828832
Allen key 5 mm	-	-	-	800448
Allen key 5 mm	-	-	-	6072227
Rubber backing pad Ø 180 mm	830699	830699	830699	830699

Optional Accessories:	Part Number			
Oil set for oil change in head	-	-	-	790083A
Filter LW12, porosity of 20 µm	-	-	-	6021281A
Hose set (LW 13 mm, 4-meter hose)	-	-	-	315130A
Swivel connector, G1/2"-12 mm, turnable	-	-	-	6078628
Nozzle, G1/2", turnable (around the axis)	-	-	-	6021377
Hose nozzle G1/2"/LW 16	-	-	-	6013767
O ring	-	-	-	802517

Swivel connector G1/2" Part No. 6078628

The swivel is an ingenious multi-directional connector. The swivel connector bends and rotates 360° in all directions while the hose stays straight. Your Advantages: Improved ergonomics, less strength is needed to move around tool and hose. Reduced hose wear. High flow capacity and low pressure drop. Strong and durable for long life-time.

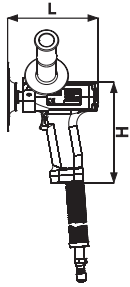


Hose nozzle, turnable, G1/2" Part No. 6021377

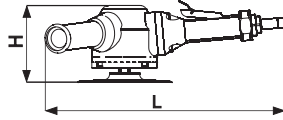


SPECIFICATIONS - ANGLE POLISHERS

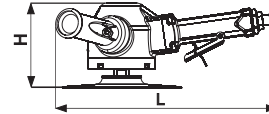
Angle Polishers - with Speed Regulator



PLU 115A-80Z



PLU 180D-80X



PLU 180E-80X

Polisher	Model	PLU 115A-80Z		PLU 180D-80X		PLU 180E-80X	
Trigger Start	Part-No.	826313A		-		-	
Polisher	Model	-		PLU 180D-80X		PLU 180E-80X	
Safety Lever (Lever - up/down)	Part-No.	-		826314A		830499C	
Speed (no load)	min ⁻¹ (cfm)	13 200		8 500		8 500	
Max. power output	kW (hp)	0,46 (0.62)		1,20 (1.61)		1,20 (1.61)	
Air consumption (no load)	m ³ /min (cfm)	0,42 (14.8)		0,70 (24.7)		0,70 (24.7)	
Air consumption (load)	m ³ /min (cfm)	0,80 (28.3)		1,50 (53.0)		1,50 (53.0)	
I.D. of air inlet hose	mm (in)	10 (3/8")		13 (1/2")		13 (1/2")	
Max. Ø of vulcan fiber disc	mm (in)	115 (4-1/2")		180 (7")		180 (7")	
Max. allowable speed	m/s (ft/s)	80		80		80	
Weight	kg (lbs)	1,4 (2.9)		3,1 (6.8)		2,7 (5.94)	
Length of supply / exhaust hose	m	2/1		-		-	
Dimensions LxH	mm (in)	238x150 (9.4x5.9)		434x120 (17.1x5.2)		425x125 (16.7x4.9)	
Air connection		Nipple		Nozzle		G 1/2"	

Specifications at 90 psi (6,3 bar).

Standard Equipment:	Part Number		
Wrench	828832	828832	828832
Socket (hex) 5 mm	800448	-	-
Socket (hex) 6 mm	800449	800449	800449
Support disc Ø 115 mm	827713	-	-
Support disc Ø 180 mm	-	830699	830699
Chuck	830700	-	-
Fibre disc Ø 115 mm	830698	-	-

Optional Accessories:	Part Number		
Rear flange	-	-	830710
Flange	-	-	830711
Grinding wheel Ø 180 mm	-	-	830707 *)

*) A rubber support disk can only be used in combination with the appropriate flange - Part No. 830710 and tension nut Part No. 830711; the flange and nut must be ordered separately. Rubber support disks can easily be exchanged using the supplied socket - Part No. 800449 and the pin wrench - Part No. 828832.

Rubber support disk Ø 180 mm (with flange nut),
Part No. 830699

Necessary for the exchange:
Socket 6 mm (Part No. 800449)
pin wrench (Part No. 828832).



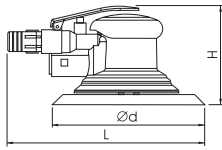
Rubber support disk Ø 180 mm
Part No. 830707

Necessary for the exchange:
Socket 6 mm (Part No. 800449)
pin wrench (Part No. 828832).

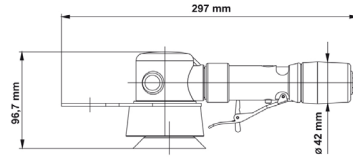


SPECIFICATIONS- EXCENTRIC POLISERS

Excentric Polishers - with Speed Regulator. Specially for Precision and Demanding Polishing in the Automotive Industry. This Polisher is Intended for the Use with Emery Wheels (with Velcro), Fabric Wheels and Polishing Wheels.



PLUE 125/150



PAE 020-120BX

Polisher	Model	PLUE 125/150		PAE 020-120BX	
Lever Valve	Part-No.	828312A		300157A	
Speed (no load)	min ⁻¹ (rpm)	12 000		12 000	
Max. power output	kW (hp)	0,15	(.20)	0,2	(.27)
Air consumption (no load)	m ³ /min (cfm)	0,25	(8.8)	0,55	(19.4)
Air consumption (load)	m ³ /min (cfm)	0,25	(8.8)	0,55	(19.4)
I.D. of air inlet hose	mm (in)	10	(3/8")	6	(.24")
Max. Ø of emery wheel	mm (in)	125/150	(5"/6")	75	(2.75)
Max. allowable speed	m/s (ft/s)	80		50	
Thread of work spindle	mm (in)	5/16"-24		-	-
Weight	kg (lbs)	0,87	(1.9)	1,0	(2.2)
Dimensions Ø dxLxH	mm (in)	Ø 150x215x105 (Ø 8.9x8.5x4.1)		-	-
Air connection		G 1/4"		G 1/4"	

Specifications at 90 psi (6,3 bar).

Standard Equipment:	Part Number	
Support disc Ø 125 mm	830629	
Support disc Ø 150 mm	6075107	
Backing Pad Ø 76 mm		816618
Connector R 1/4" 25 KA	830689	
Spanner 17/22 mm	6074851	
Wrench SW 24		300193
Hose clamp	830690	

Optional Accessories:	Part Number	
Suction kit	830691	
Quick-connect coupling 3/8" 25KA	830692	
Air plug		6072224

DEPRAG
machines unlimited



DEPRAG CZ a.s., T. G. Masaryka 113, 507 81 Lázně Bělohrad - Czech Republic
Tel.: +420-493 771 511, Fax: +420-493 771 623, E-mail: sales@deprag.cz, Internet: www.deprag.cz

Specifications subject to change without prior notice